





















Body Jewelry Measuring Charts

Print this chart at actual size. Do not select "Fit to Page" in your printing dialogue box. This will ensure the accuracy of sizing. Lay your existing jewelry over the diagrams to determine the length, diameter or gauge. Follow the diagram below to make sure that you are measuring from the proper point on your jewelry.





















Lengths & Diameters

1/4" (6 mm)	
5/16" (8 mm)	
3/8" (10 mm)	
7/16" (11 mm)	
1/2" (12 mm)	
9/16" (14 mm)	
5/8" (16 mm)	
3/4" (19 mm)	
7/8" (22 mm)	
1" (25 mm)	
1 1/8" (28 mm)	
1 1/4" (32 mm)	
1 3/8" (35 mm)	
1-1/2" (38 mm)	
1-3/4" (44 mm)	
1-7/8" (47 mm)	
2" (50 mm)	










How To Measure



Gauge Sizes

						
22 gauge .5 mm	20 gauge .8 mm	18 gauge 1 mm	16 gauge 1.2 mm	14 gauge 1.6 mm	12 gauge 2 mm	10 gauge 2.4 mm
						
8 gauge 3 mm	6 gauge 4 mm	4 gauge 5 mm	2 gauge 6 mm	0 gauge 8 mm	00 gauge 10 mm	
						
7/16" 11 mm	1/2" 12 mm	9/16" 14 mm	5/8" 16 mm			
						
3/4" 19 mm	7/8" 22 mm	1" 25 mm				

Ball or Stone Diameters

				
1.5 mm	2 mm	2.5 mm	1/8" (3 mm)	5/32" (4 mm)
				
3/16" (5 mm)	1/4" (6 mm)	5/16" (8 mm)	3/8" (10 mm)	